

Sample Pages from



a division of **Teacher Created Materials**

Thanks for checking us out. Please call us at 877-777-3450 with questions or feedback, or to order this product. You can also order this product online at www.tcmpub.com/shell-education.

For correlations to State Standards, please visit:

www.tcmpub.com/teachers/correlations

Shell Professional and Strategy Resources:

www.tcmpub.com/teachers/professional-resources/correlations

To **Create** a **World** ⁱⁿ _{which}
Children **Love** to **Learn!**

877-777-3450 • www.tcmpub.com/shell-education

GRADE

1



SHELL
EDUCATION

Conquering First Grade

Reading

Mathematics

Science

Social Studies

Writing



Table of Contents

Introduction

Family Letter	4
Suggested Family Activities	5

Unit 1

Language Arts	7–12
Mathematics	13–16
Social Studies	17
Science	18
Critical Thinking	19
Game	20
Extension Activities	21

Unit 2

Language Arts	22–27
Mathematics	28–31
Social Studies	32
Science	33
Critical Thinking	34
Game	35
Extension Activities	36

Unit 3

Language Arts	37–42
Mathematics	43–46
Social Studies	47
Science	48
Critical Thinking	49
Game	50
Extension Activities	51

Unit 4

Language Arts	52–57
Mathematics	58–61
Social Studies	62
Science	63
Critical Thinking	64
Game	65
Extension Activities	66

Unit 5

Language Arts	67–72
Mathematics	73–76
Social Studies	77
Science	78
Critical Thinking	79
Game	80
Extension Activities	81

Unit 6

Language Arts	82–87
Mathematics	88–91
Social Studies	92
Science	93
Critical Thinking	94
Game	95
Extension Activities	96

Unit 7

Language Arts	97–102
Mathematics	103–106
Social Studies	107
Science	108
Critical Thinking	109
Game	110
Extension Activities	111

Unit 8

Language Arts	112–117
Mathematics	118–121
Social Studies	122
Science	123
Critical Thinking	124
Game	125
Extension Activities	126

Unit 9

Language Arts	127–132
Mathematics	133–136
Social Studies	137
Science	138
Critical Thinking	139
Game	140
Extension Activities	141

Unit 10

Language Arts	142–147
Mathematics	148–151
Social Studies	152
Science	153
Critical Thinking	154
Game	155
Extension Activities	156

Appendix

Answer Key	157
Skills and Standards in This Book	165
Certificate of Achievement	168

Dear Family,

Welcome to *Conquering First Grade*. First grade will be an exciting and challenging year for your child. This book is designed to supplement the concepts your child is learning in first grade and to strengthen the connection between home and school. The activities in this book are based on today's standards and provide practice in reading, word study, language, writing, mathematics, social studies, and science. It also features fun, yet challenging, critical-thinking activities and games. In addition to the activity sheets in this book, the end of each section also provides engaging extension activities.

Your child should complete one unit per month, including the extension activities. This will allow your child to think about grade-level concepts over a longer period of time. This also ensures that the book can be completed in one school year.

Keep these tips in mind as you work with your child this year:

- Set aside specific times each week to work on the activities.
- Have your child complete one or two activities each time, rather than an entire unit at one time.
- Keep all practice sessions with your child positive and constructive. If the mood becomes tense or you and your child get frustrated, set the book aside and find another time to practice.
- Help your child with instructions, if necessary. If your child is having difficulty understanding what to do, work through some of the problems together.
- Encourage your child to do his or her best work, and compliment the effort that goes into learning.

Enjoy the time learning with your child during first grade. Summer will be here before you know it!

Sincerely,

The Shell Education Staff



Directions: Read the text, and answer the questions.


The Parade

Mark and Pam love to dress up. "We should have a parade!" says Mark.

Mark and Pam ask Kim and Lee to help. They bring their dogs along.

Mark says, "We can have a pet parade instead!"

Lee puts a cowboy hat on his dog. Kim dresses her dog in a clown hat and skirt. Pam puts bunny ears on her cat. Mark puts his cat in a stroller. The parade is a lot of fun!




- 1 What do Mark and Pam love to do?
 - (A) go on hikes
 - (B) dress up
 - (C) take naps
- 2 Who helps Mark and Pam?
 - (A) the dogs
 - (B) Kim and Lee
 - (C) the pets
- 3 Who gets dressed up?
 - (A) Lee
 - (B) the pets
 - (C) Pam
- 4 Which pet is dressed like a rabbit?
 - (A) Lee's dog
 - (B) Kim's dog
 - (C) Pam's cat

Directions: Read the text, and answer the questions.

Busy Working

Ants have different jobs. Ants have a queen just like bees do. The queen's job is to lay the eggs. All the other ants work for her. Some worker ants look for food. They use a scent to mark a trail to the food. Then, more ants can find the food. Have you had an ant bite? Some ants will bite or sting to stay safe. Most ants just want to do their jobs.



- 1 How are ants and bees alike?
 - A They both like honey.
 - B They live in the same place.
 - C They both have a queen.
- 2 What does the queen do?
 - A She makes the ants work.
 - B She lays the eggs.
 - C She gets the food.
- 3 A worker ant finds food. What happens next?
 - A The ants use a scent to mark a trail.
 - B More ants look for food.
 - C Ants stay in the nest.
- 4 Why do some ants bite?
 - A to get food
 - B to get to the nest
 - C to stay safe

Directions: Write each word from the Word Bank in the correct column. A word may appear in more than one column.

Word Bank


• for • that • was • were • what • how

Words that begin with w	Words that have the letter a	Words that have three letters



Directions: Add ending punctuation.

- 1 Where are we going _____
- 2 I am very excited for the sleepover _____
- 3 Where is my lunch _____
- 4 The bus stopped _____
- 5 What time is it _____
- 6 Watch out _____
- 7 Today was a good day _____
- 8 The book is on the desk _____



Directions: Write a question.

Directions: Think about a time you played with a friend. Complete the chart with notes about the day. Then, draw pictures of two events from the day.

Who?	
Where?	
When?	

Event 1

Event 2

Directions: Draw and write about a time you played with a friend. Use your ideas from page 26 to help you. Then, fill in the checklist.




 **Checklist**

- Sentences begin with capital letters.
- Sentences end with punctuation.
- There are spaces between the words.



Directions: Solve each problem.

1 How many in all?



2 Four are crossed off. How many are left?




3 Subtract. Cross off two. How many are left?




$$6 - 2 = \underline{\quad}$$

4 Subtract. Cross off five. How many are left?



$$5 - 5 = \underline{\quad}$$

5 Subtract.




$$\underline{\quad} - \underline{\quad} = \underline{\quad}$$




Directions: Solve each problem.

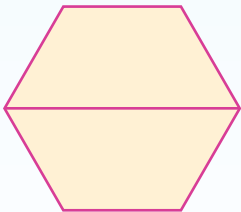
- 1 Name the smaller shapes that compose the rectangle.



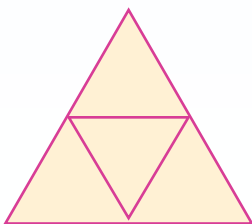
- 2 Name the smaller shapes that compose the square.



- 3 Name the larger shape that is composed of the trapezoids.



- 4 Name the larger shape that is composed of the triangles.



Directions: Draw a picture to solve the problem.



Sam has 11 square tiles.
Does he have enough to
make a group of ten?
Are there any squares
left over?

_____ group of ten with _____ left over

Directions: Read and solve the problem.

Problem: Mr. King's class got 14 new books. He stacks the books in groups of ten. How many groups of ten will he make? Are there any books left over?

What Do You Know?

How many books are there?

books

What Is Your Plan?

How can you make groups of ten?





Solve the Problem!

ten and _____ ones





Directions: Draw a tool each community worker needs to do his or her job.

Community Worker	Tool
	
	
	
	

Directions: Follow the steps in this experiment to discover how plants are different.

What You Need

- plastic hoop
- notebook

What to Do

- 1 Take a plastic hoop to an area with a lot of plants.
- 2 Place your hoop flat on the grass.
- 3 Study the plants inside your plastic hoop. In your notebook, draw or describe each plant.
- 4 Count the number of each type of plant inside the hoop. Write the number of each plant next to its drawing.
- 5 Move the hoop to a different area, and compare the results. Are there different plants in this new area? How do you know?

Directions: Write two more words for each category.

Things That Can Fly	Animals That Jump
bird	frog
airplane	kangaroo
_____	_____
_____	_____
_____	_____
_____	_____

Directions: Write the name of each category.

_____	_____
_____	_____
_____	_____
_____	_____
calf	tuba
puppy	drums
kitten	flute
lamb	violin

Directions: Play a category game. Write words that begin with the letters in each category. Challenge yourself by setting a timer. Try to finish in under two minutes.

Plants/Flowers	Shapes
<p>c _____</p> <p>_____</p> <p>_____</p>	<p>c _____</p> <p>_____</p> <p>_____</p>
<p>d _____</p> <p>_____</p> <p>_____</p>	<p>d _____</p> <p>_____</p> <p>_____</p>
<p>r _____</p> <p>_____</p> <p>_____</p>	<p>r _____</p> <p>_____</p> <p>_____</p>
<p>s _____</p> <p>_____</p> <p>_____</p>	<p>s _____</p> <p>_____</p> <p>_____</p>
<p>t _____</p> <p>_____</p> <p>_____</p>	<p>t _____</p> <p>_____</p> <p>_____</p>





High-Frequency Words Activity



Pick a piece of writing you've done this month. Circle any high-frequency words from page 24. If you did not use any of the words, figure out a place you can use some of them.

Language Activity



Think of a hand motion for each type of ending punctuation mark. Have someone read sentences to you. Use your hand motions to show which type of ending punctuation should go at the end of each sentence.

Mathematics Activity



Work with blocks to compose shapes. Figure out what shapes you can use to make larger squares and rectangles.

Social Studies Activity



Look around town for community workers as you are going places. Talk about the workers you see, the jobs they do, and the tools they use.

Science Activity



Plant a seed in your yard, a cup, or a pot. Watch the seed grow. Name the parts of the plant as they grow.

Listening-and-Speaking Activity



Play a game with someone. Pick a category. Take turns naming a word in the category that begins with each letter of the alphabet from A to Z.