

Sample Pages from

Math Games:
Skill-Based Practice for Second Grade



The following sample pages are included in this download:

- Table of Contents
- Introduction excerpt
- Lesson plan

For correlations to Common Core and State Standards, please visit
<http://www.teachercreatedmaterials.com/correlations>.



SHELL
EDUCATION

Grade

2

MATH GAMES

Skill-Based Practice
for Second Grade



Ted H. Hull
Ruth Harbin Miles
Don S. Balka

Table of Contents



Introduction

Importance of Games	5
Mathematical Learning	5
Games vs. Worksheets	6

How to Use This Book	8
---------------------------------------	---

Correlation to the Standards	11
---	----

About the Authors	15
------------------------------------	----

Math Games

Domain: Operations and Algebraic Thinking

Subtract Down.	16
Slap Jack Facts	19
In the Dog House.	37
Fact Football: Addition	42
Race Track: Subtraction.	57

Domain: Number and Operations in Base Ten

Alligator Eats	76
Luck of the Draw	83
Number Neighborhood.	87
Base 10 Exchange.	94
Around the Track.	100
Sunken Treasure.	109
Expanded Form Bingo	114
Shortstop Subtraction.	121

Table of Contents

Domain: Measurement and Data

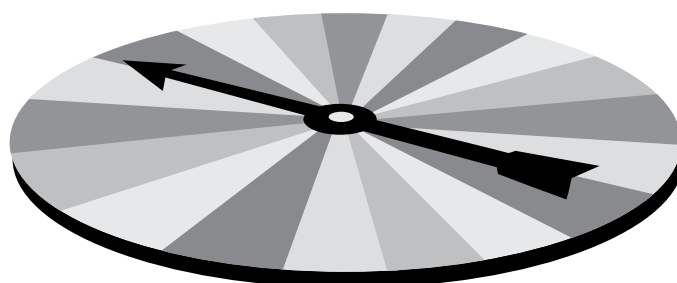
Journey to the Core	125
Money Match	133
Time for Time	138

Domain: Geometry

Angle Count	144
Equal Sizes	149

Appendices

Appendix A: References Cited	154
Appendix B: Contents of the Digital Resource CD	155



Importance of Games

Students learn from play. Play begins when we are infants and continues through adulthood. Games are motivational and educational (Hull, Harbin Miles, and Balka 2013; Burns 2009). They can assist and encourage students to operate as learning communities by requiring students to work together by following rules and being respectful. Games also foster students' thinking and reasoning since students formulate winning strategies. They provide much more sustained practices than do worksheets, and students are more motivated to be accurate. Worksheets may provide 20 to 30 opportunities for students to practice a skill, while games far exceed such prescribed practice opportunities. Lastly, games provide immediate feedback to students concerning their abilities.

Games must be part of the overall instructional approach that teachers use because successful learning requires active student engagement (Hull, Harbin Miles, and Balka 2013; National Research Council 2004), and games provide students with the motivation and interest to become highly engaged. Instructional routines need balance between concept development and skill development. They must also balance teacher-led and teacher-facilitated lessons. Students need time to work independently and collaboratively in order to assimilate information, and games can help support this.



When games are used appropriately, students also learn mathematical concepts.

Mathematical Learning

Students must learn mathematics with understanding (NCTM 2000). Understanding means that students know the relationship between mathematical concepts and mathematical skills—mathematical procedures and algorithms work because of the underlying mathematical concepts. In addition, skill proficiency allows students to explore more rigorous mathematical concepts. From this relationship, it is clear that a balance between skill development and conceptual development must exist. There cannot be an emphasis of one over the other.

The National Council of Teachers of Mathematics (2000) and the National Research Council (2001) reinforce this idea. Both organizations state that learning mathematics requires both conceptual understanding and procedural fluency. This means that students need to practice procedures as well as develop their understanding of mathematical concepts in order to achieve success. The games presented in this book reinforce skill-based practice and support students' development of proficiency. These games can also be used as a springboard for discourse about mathematical concepts. The counterpart to this resource is *Math Games: Getting to the Core of Conceptual Understanding*, which builds students' conceptual understanding of mathematics through games.

Importance of Games *(cont.)*

The *Common Core State Standards for Mathematics* (2010) advocate a balanced mathematics curriculum by focusing standards both on mathematical concepts and skills. This is also stressed in the Standards for Mathematical Practice, which discuss the process of “doing” mathematics and the habits of mind students need to possess in order to be successful.

The Standards for Mathematical Practice also focus on the activities that foster thinking and reasoning in which students need to be involved while learning mathematics. Games are an easy way to initiate students in the development of many of the practices. Each game clearly identifies a Common Core domain, a standard, and a skill, and allows students to practice them in a fun and meaningful way.

Games vs. Worksheets

In all likelihood, many mathematics lessons are skill related and are taught and practiced through worksheets. Worksheets heavily dominate elementary mathematics instruction. They are not without value, but they often command too much time in instruction. While students need to practice skills and procedures, the way to practice these skills should be broadened.

Worksheets generally don't promote thinking and reasoning. They become so mechanical that students cease thinking. They are lulled into a feeling that completing is the goal. This sense of “just completing” is not what the Common Core Standards for Mathematical Practice mean when they encourage students to “persevere in solving problems.”



Students need to be actively engaged in learning.

Students need to be actively engaged in learning. While worksheets do serve a limited purpose in skill practice, they also contain many potential difficulties. Problems that can occur include the following:

- ➔ **Worksheets are often completed in isolation**, meaning that students who are performing a skill incorrectly most likely practice the skill incorrectly for the entire worksheet. The misunderstanding may not be immediately discovered, and in fact, will most likely not be discovered for several days!
- ➔ **Worksheets are often boring to students**. Learning a skill correctly is not the students' goal. Their goal becomes to finish the worksheet. As a result, careless errors are often made, and again, these errors may not be immediately discovered or corrected.

Importance of Games *(cont.)*

- ➔ **Worksheets are often viewed as a form of subtle punishment.** While perhaps not obvious, the perceived punishment is there. Students who have mastered the skill and can complete the worksheet correctly are frequently “rewarded” for their efforts with another worksheet while they wait for their classmates to finish. At the same time, students who have not mastered the skill and do not finish the worksheet on time are “rewarded” with the requirement to take the worksheet home to complete, or they finish during another portion of the day, often recess or lunch.
- ➔ **Worksheets provide little motivation to learn a skill correctly.** There is no immediate correction for mistakes, and often, students do not really care if a mistake is made. When a game is involved, students want and need to get correct answers.

The *Common Core State Standards for Mathematics*, including the Standards for Mathematical Practice, demand this approach change. These are the reasons teachers and teacher leaders must consciously support the idea of using games to support skill development in mathematics.



How to Use This Book *(cont.)*

Students are able to work collaboratively during game play, thus promoting student discourse and deeper learning. The games can also be used to reduce the amount of time students spend completing worksheets.

Each game in this book is based upon a common format. This format is designed to assist teachers in understanding how the game activities are played and which standards and mathematical skills students will be practicing.

Domain

The domain that students will practice is noted at the beginning of each lesson. Each of the four domains addressed in this series has its own icon.

Standards

One or more *Common Core State Standards* will state the specific skills that students will practice during game play.

Number of Players

The number of players varies for each game. Some may include whole-group game play, while others may call for different-size groups.

Materials

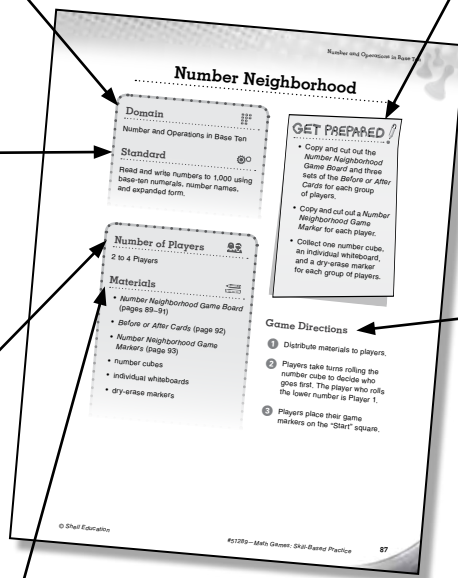
A materials list is provided for each game to notify the teacher what to have available in order to play the games.

Get Prepared!


Everything a teacher needs to be prepared for game play is noted in the Get Prepared! section. This includes how many copies are needed as well as other tasks that need to be completed with the materials.

Game Directions

The directions allow for step-by-step guidance on how to easily implement each game.



All game resources can be found on the **Digital Resource CD**. (For a complete list of the files, see pages 155–156).



How to Use This Book (cont.)

Many games include materials such as game boards, activity cards, and score cards. You may wish to laminate materials for durability.


Game Boards

Some game boards spread across multiple book pages in order to make them larger for game play. When this is the case, cut out each part of the game board and tape them together. Once you cut them apart and tape them together, you may wish to glue them to a large sheet of construction paper and laminate them for durability.

Start	Finish	423	685	372	198	777
373						513
686						615
887						984
430						270
359						235
115						356
602						882
951	634	229	413	392	179	

Activity Cards

Some games include activity cards. Once you cut them apart, you may wish to laminate them for durability.





Sunken Treasure

Domain



Number and Operations in Base Ten

Standards



Count within 1,000; skip-count by 5s, 10s, and 100s.

Read and write numbers to 1,000, using base-ten numerals, number names, and expanded form.

GET PREPARED



- Copy and cut out the *Sunken Treasure Game Board* and one set of the *Sunken Treasure Game Markers* for each pair of players.
- Collect one number cube, an individual whiteboard, and a dry-erase marker for each pair of players.

Number of Players



2 Players

Materials



- *Sunken Treasure Game Board* (pages 111–112)
- *Sunken Treasure Game Markers* (page 113)
- number cubes
- individual whiteboards and dry-erase markers

Game Directions

- 1 Distribute materials to players.
- 2 Players place their game markers on the *Sunken Treasure Game Board* in the “Start” square.
- 3 Players take turns rolling the number cube to decide who goes first. The player who rolls the lower number is Player 1.

Sunken Treasure *(cont.)*

- 4 Player 1 rolls the number cube and moves the indicated number of spaces on the game board.
- 5 Each space on the game board has a number on it. On their whiteboard, Player 1 records the next five consecutive numbers that come after the number on the space.
- 6 If Player 1's response is correct, he or she stays on the space. If the response is incorrect, he or she moves back one space on the game board.
- 7 Player 2 repeats steps 4 to 6.
- 8 The first player to reach the "Sunken Treasure" on the exact roll of the number cube wins the game.





Sunken Treasure


Game Board

Directions: Copy and cut out the game board. Tape it to the game board on page 112.

104	497	575	Sha			
785						
Need Air: Lose One Turn						
355						
477						
863						
START						
Sunken Treasure						
956				138	247	

Sunken Treasure

Game Board *(cont.)*

ark Attack	939	251	
 <p>The illustration shows a sunken treasure chest on the ocean floor, surrounded by coral and sea anemones. Above the chest, the words 'SUNKEN TREASURE' are written in large, 3D wooden letters. The scene is set in a dark, underwater environment with light rays filtering through the water.</p>	715	276	
	<p>Find a Gold Coin: Move Ahead One Space</p>		
	865	558	
	302	628	
	<p>Calm Weather: Spin Again</p>		
	710	399	

tape here



Sunken Treasure

Game Markers

Directions: Copy and cut out a marker for each player.

