




SHELL
EDUCATION

Interactive
Whiteboard-
Compatible CD



Level

4

50 Leveled Math Problems

150
Problems
Total



LESLEY
UNIVERSITY

Linda Dacey

Table of Contents

Introduction

Problem Solving in Mathematics Instruction	5
Understanding the Problem-Solving Process	7
Problem-Solving Strategies	12
Ask, Don't Tell	14
Differentiating with Leveled Problems	15
Management and Assessment	18
How to Use This Book	22
Correlations to Standards	26

Leveled Problem-Solving Lessons

Operations and Algebraic Thinking

In the Garden.....	32
Strings of Beads.....	34
Number Counts	36
Growing Creatures.....	38
Piles of Pennies	40
Whose Is Whose?	42
Class Trips	44
Pattern Questions	46

Number and Operations in Base Ten

Craft Stories	48
Number Models	50
Check It Out.....	52
Trivia	54
Broken Calculator.....	56
Puzzlers	58
Author, Author!.....	60
How Many Seats?.....	62
Use What You Know.....	64
Make It True.....	66
Pictograms	68

Table of Contents *(cont.)*

Number and Operations—Fractions

On the Path	70
Know Your Numbers.....	72
Which Number Is It?	74
Birthday Party	76
Make the Numbers	78
Bake Off.....	80
Fraction Figures.....	82
What Would You Do?.....	84
Create a Decimal.....	86
On the Number Line.....	88

Measurement and Data

Water Animals.....	90
Timely Matters	92
Going Places.....	94
Shopping.....	96
My Bedroom Floor.....	98
Around and Inside.....	100
Sensible Measures	102
Banks.....	104
At the Race	106
Balancing Acts.....	108
Line Plots	110
What’s the Angle?.....	112
Angle Measures.....	114

Geometry

Lines of Symmetry	116
What Shape Am I?	118
Draw Me	120
Name the Shape	122
Tangram Shapes	124
Venn Diagram	126
Hidden Figures.....	128
Who Drew What?.....	130

Appendices

Appendix A: Student Response Form.....	132
Appendix B: Individual Observation Form	133
Appendix C: Group Observation Form	134
Appendix D: Record-Keeping Chart	135
Appendix E: Answer Key	136
Appendix F: References Cited	141
Appendix G: Contents of the Teacher Resource CD	142

Strings of Beads

Standard

Multiplies and divides whole numbers

Overview

Given the costs of beads, students calculate the cost of a necklace.

Problem-Solving Strategies

- Count, compute, or write an equation
- Use logical reasoning

Materials

- *Strings of Beads* (page 35; stringsbeads.pdf)
- *Bead Problem* (beadproblem.pdf)
- *Student Response Form* (page 132; studentresponse.pdf) (*optional*)

Activate

1. Engage students in the context by asking, *Have you ever strung beads? What did you make?*
2. Display the *Bead Problem* for students to solve. Ask *How much did the beads for these earrings cost?* (\$40)
3. Have students share how they found the total. Record their responses. (Possibilities include: $5 + 10 + 5 + 5 + 10 + 5$; $2 \times 10 + 4 \times 5$; 8×5 ; finding the total of one earring and then doubling that cost.)

Solve

1. Distribute copies of *Strings of Beads* to students. Have students work alone or in pairs.
2. Ask clarifying and refocusing questions, such as *How many of these beads are there? How are you keeping track of what you are finding?*
3. Before debriefing, you may want students to place their work on their desks and take a gallery walk to see what strategies others used and how they recorded their thinking.

Debrief

1. What strategies did you use?
2. Who can show us a different way?

Differentiate



Pair students who continue to rely on addition and subtraction with those who are more likely to use multiplication and division. Exposure to each other's thinking will allow both students to remember the relationship between addition and multiplication.

Strings of Beads ○

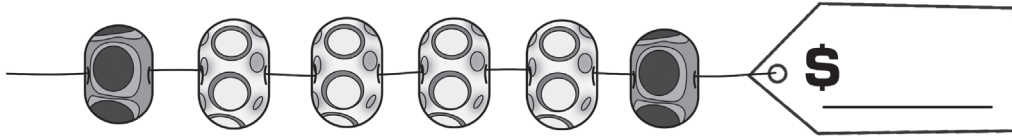


costs three times as much as



\$2.00

What is the cost of the necklace?



Strings of Beads □



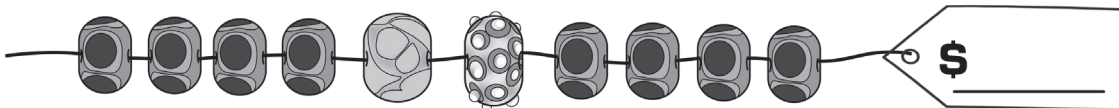
costs three times as much as



costs twice as much as



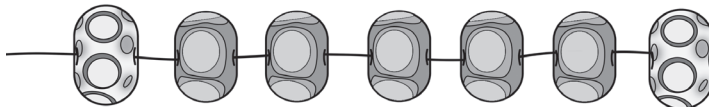
What is the cost of the necklace?



Strings of Beads △



costs twice as much as



\$45.00

What is the cost of the bead?

